



Langley
Local Immigration
Partnership



LAND ACKNOWLEDGEMENT

The Langley LIP is grateful to hold its activities on the traditional and unceded territories of the Katzie, Kwantlen, Matsqui and Semiahmoo First Nations.

We thank them and their elders of the past, present and future, for their continued protection of the land and their positive and important impact on all communities.

We commit to raise awareness, create understanding, promote reconciliation, foster unity and encourage dialogue with Indigenous people.

We aspire to carry on the legacy of paying tribute to the sacred land of their ancestors and acknowledging their unwavering determination, fortitude and faithful care for this region throughout history.



Local Immigration Partnerships or LIPs are planning bodies which support the development of community-based partnerships to address the needs of newcomers. The Langley LIP is one of 92 Immigration Partnerships across Canada, as far West as Whitehorse and East as Newfoundland and Labrador. In BC, there are 20 LIPs.



The Langley LIP fosters belonging and inclusion through the development of collaborative relationships, responsive approaches, and practical resources to respond to the changing needs of Langley and all its citizens.

Established in 2020 at LCSS with funding from IRCC (Immigration, Refugees and Citizenship Canada)



Immigration, Refugees
and Citizenship Canada

Immigration, Réfugiés
et Citoyenneté Canada

**Our
Vision**

**Langley is a truly
welcoming and
inclusive
community where
everyone belongs.**



Langley
Local Immigration
Partnership

Our Priorities

- 1. Ensuring Settlement Success**
- 2. Building Belonging**
- 3. Developing Community Capacity**
- 4. Supporting Meaningful
Employment**

LLIP Membership Council



MP Tako van Popta



MLA Megan Dykeman



LLIP Immigrant Advisory Council



Antonio Hakko

Country of Origin: Syria

Languages Spoken: English, Arabic

Year of arrival in : 2017



Cristina Naranjo

Country of Origin: Colombia

Languages Spoken: Spanish, English

Year of arrival in Canada: 1997



Isabel Cristina Kennedy

Country of Origin: Colombia

Languages Spoken: English, Spanish

Year of arrival in Langley: 2002



Mark Castillo

Country of Origin: Philippines

Languages Spoken: English, Tagalog

Year of arrival in Langley: 2019



Nabeel Obid

Country of Origin: Syria

Year of arrival in : 2016



Sapna Daniwall

Country of Origin: United Kingdom/India

Languages Spoken: Punjabi/Hindi/Urdu

Year of arrival in : 2008



Shruti Chamoli

Country of Origin: India

Languages Spoken: Hindi / Punjabi / Arabic

Year of arrival in : 2013

WE'RE LOOKING FOR MEMBERS!

- Korean
- African
- Diversely-abled
- Senior
- International Student
- Temporary Foreign Worker

To apply:

<https://tinyurl.com/LLIP-IAC>



What does LLIP offer?

LLIP Research, Fact Sheets and Resources

Settlement Workers in Langley

Immigrant Needs in Langley

Glossary of Settlement Terms

Demographics

Health and Housing Fact Sheets

LLIP Events

Issue- Focused Forums: Employment, Immigration, Housing, Transportation

Employer Engagement Events

Community Service Provider Events

Health Fair

Langley Global Fest

Post News on Immigration and Events in the Community

Soft Advocacy with the help of Member Organizations

Resolve difficult cases with the help of partners






Cultural Diversity Awards 2023





Employer Engagement Events



Langley Global Fest





Health & Wellness Fair





Community Service Providers Event





Issue-Focused Forum

UPCOMING Langley LIP EVENTS

- Community Service Provider Event – January 2025
- Issue-Focused Forum – November 2024
- Orange Shirt Day/ National Day for Truth and Reconciliation – Sept. 30, 2024



LLIP Researches, Fact Sheets and Resources

- [Survey of Immigrants Living in Langley](#) (Nov. 2020)
- [Langley Services Providers Provide Their Insights](#) (Sept. 2021)
- [Langley Leaders Provide their Perspective](#) (Jan. 2022)
- [Focus Groups and Survey of Immigrants Living in Langley](#) (Apr. 2022)
- [A Scan of Promising Practices in Information Sharing and Dissemination](#) (May 2022)
- [Access to Settlement and other Service Information](#) (May 2022)
- [Employer Study: Immigrant Employment in Langley](#) (June 2022)
- [Langley & Immigration – Growing Together](#) (Nov. 2022)
- [Immigrants and Housing: Facts & Resources](#) (courtesy of BIPT) (Mar. 2023)
- [Glossary of Settlement Terms](#) (Mar 2023)
- [Accessing Langley's Local Immigrant Talent Pool](#) (Aug. 2023)
- [LLIP Housing Forum Summary](#) (Aug. 2023)
- [Survey of Langley Residents on Multiculturalism](#) (March 2023)
- [Immigrant Healthcare Guide](#) (Sept. 2023)



Demographic Quiz

How many immigrants (permanent residents) arrived in Canada in 2021?

341,175

184,590

406,030

2016	2017	2018	2019	2020	2021
296,370	286,540	321,055	341,175	184,590	406,030

Demographic Quiz

In order, what three provinces welcomed the most immigrants in 2021?

	2016	2017	2018	2019	2020	2021
Ontario	109,880	112,005	137,465	153,370	82,950	199,280
British Columbia	38,085	38,465	44,855	50,230	28,475	69,470
Quebec	53,240	52,395	51,130	40,545	25,240	50,275
Alberta	49,205	42,105	42,020	43,685	22,970	39,395
Manitoba	16,825	14,705	15,240	18,895	8,610	16,575
Saskatchewan	14,850	14,680	15,510	15,860	7,425	10,955
Nova Scotia	5,485	4,505	5,945	7,595	3,520	9,160
New Brunswick	4,665	3,635	4,605	5,995	2,890	5,310
Prince Edward Island	2,305	2,335	2,125	2,440	1,290	2,615
Newfoundland and Labrador	1,185	1,165	1,525	1,845	900	2,050
Canada	296,370	286,540	321,055	341,175	184,590	406,030

Demographic Quiz

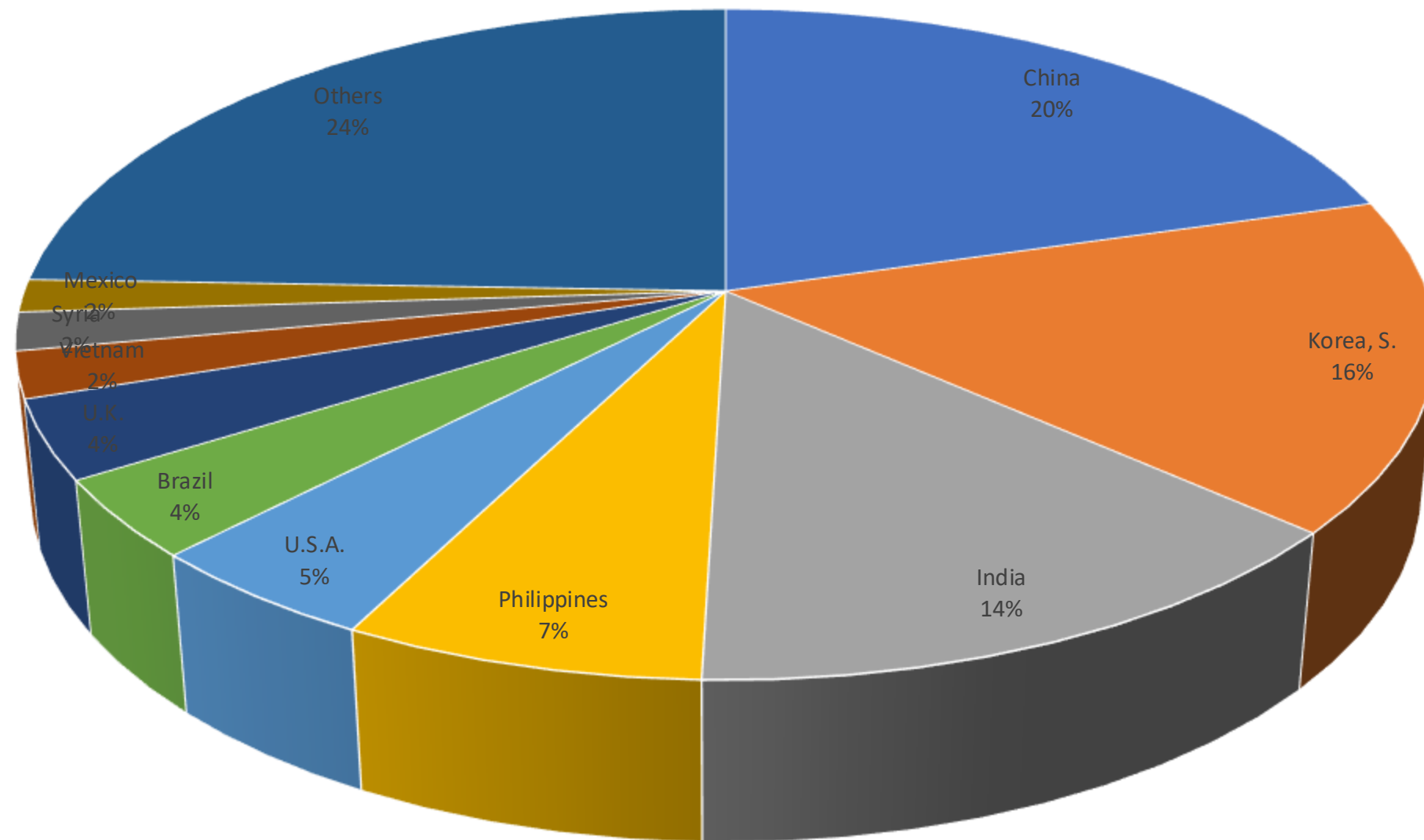
By percentage of growth, what were the 5 fastest growing communities in Metro Vancouver and the Fraser Valley between 2016 and 2021?

	Community	Immigrant Population Growth	% Immigrant Population Growth 2016-2021	Total Population
1.	City of Langley	6,530	48.6%	28,025
2.	Township of Langley	7,395	32.9%	130,960
3.	New Westminster	4,890	20.1 %	78,055
4.	Surrey	11,595	14.0%	650,380
5.	Delta	4,320	13.8%	107,270
6.	Coquitlam	6,480	10.6%	147,465
7.	City of North Vancouver	2,090	10.5%	57,505
8.	Burnaby	8,650	7.5%	245,725
9.	North Vancouver, DM	1,690	6.4%	87,385
10.	Richmond	7,295	6.2%	208,400

**communities with populations over 10,000*

Demographic Quiz

RECENT IMMIGRANTS IN THE TOWNSHIP OF LANGLEY BY BIRTH COUNTRY



■ China ■ Korea, S. ■ India ■ Philippines ■ U.S.A. ■ Brazil ■ U.K. ■ Vietnam ■ Syria ■ Mexico ■ Others

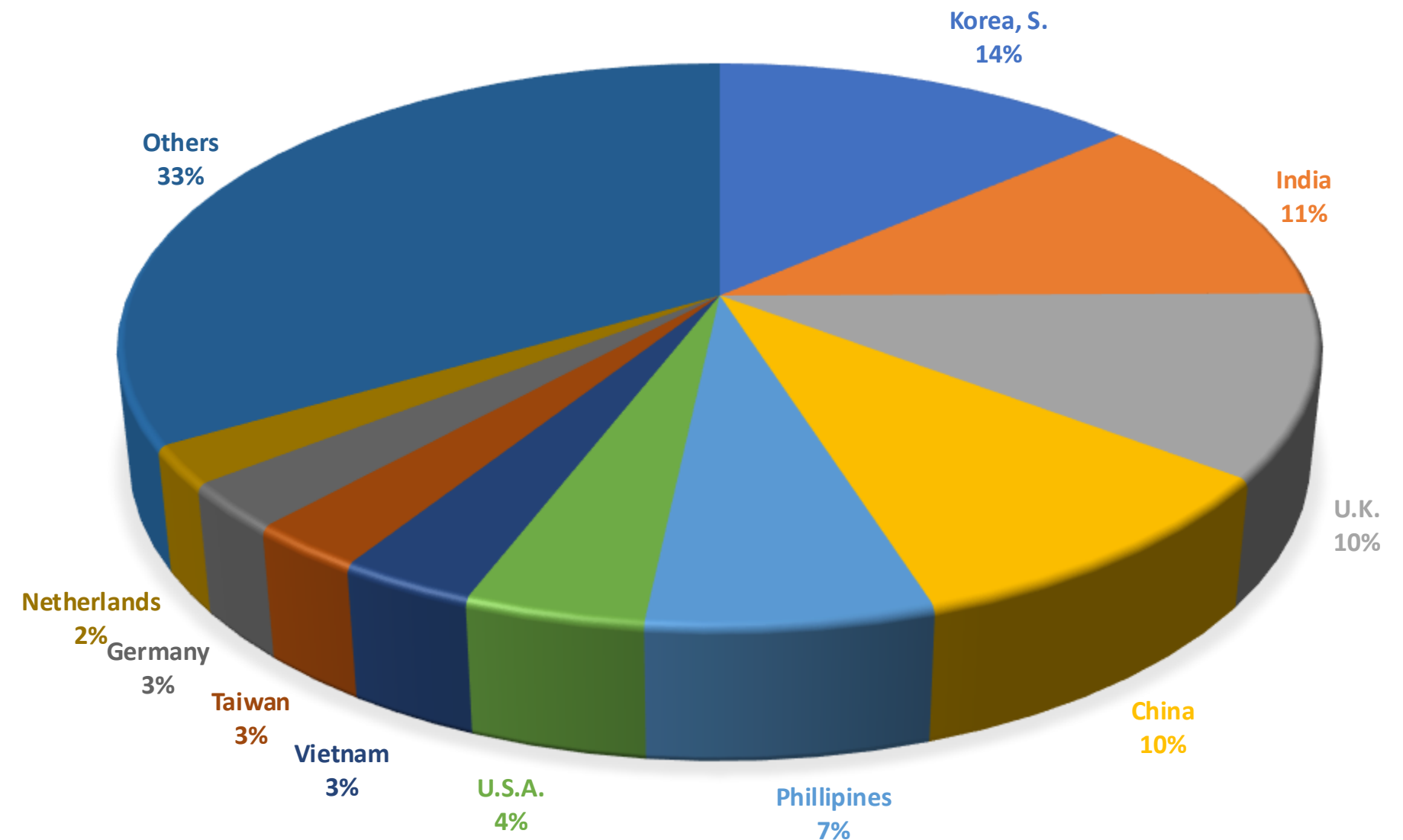
Name 2 of the top 5 countries where recent immigrants in the Township of Langley come from?



Demographic Quiz

RECENT IMMIGRANTS IN CITY OF LANGLEY
BY BIRTH COUNTRY

Name 2 of the top 5 countries where recent immigrants in the City of Langley come from?



Visit our Website:

langleylip.ca



Find our social media channels:



[@langleylocalip](https://twitter.com/langleylocalip)



[@langleylocalip](https://www.instagram.com/langleylocalip)



[Langley local Immigration Partnership](https://www.facebook.com/LangleyLocalImmigrationPartnership)

Contact LLIP:

langleylip@lcss.ca or apancel@lcss.ca
236.427.4830

